

PS SERIES AIR SEEDERS



PS SERIES AIR SEEDERS

WHAT MAKES APV AIR SEEDERS UNIQUE?

Seeds, pelletized micronutrients, or granular fertilizers (with D Fertilizer Editions seeders) are fed from the hopper via the electronically controlled metering roll into the air duct. Seeds are then conveyed by air pressure through the flexible tubing to the dispersion plates, providing even, precise distribution across the soil. Our numerous metering roll options and precision controllers provides even, accurate application of the material - even in windy conditions.

PRECISE METERING WITH EXCELLENT LATERAL DISTRIBUTION

Your operation requires maximum efficiency and excellent yields. APV PS Series Air Seeders help to provide both.

- Precise metering reduces the total seed requirement
- Precision broadcast provides greater soil utilization when compared to drilling in rows
- When mounted on a tillage implement, two functions are completed in one pass which reduces labor, equipment wear, soil compaction, and fuel consumption

THE RIGHT SEEDER FOR EVERY TASK

APV PS Series Air Seeders offer a wide range of hopper volumes and two fan options: electric and hydraulic. These options allow for fine-tuned solutions.

All versions of the PS Series provide the following benefits:

- Can be mounted on most implements, regardless of manufacturer
- Exact lateral distribution over the entire working width
- Easily adjusted and calibrated
- Wind-independent seeding
- Precise metering

INDUSTRY LEADING CONTROLLERS

APV controllers are unmatched in the industry, with state-of-the-art electronics to provide the precision required for each application. Each controller provides a different degree of automation.



The 5.2 Controller offers an extensive array of features.



The 5.7 Controller has the 5.2 features plus controls two metering rolls.



The 6.2 Controller is our most advanced, with touchscreen control.

| MODELS | 5.2 | 5.7 | 6.2 |
|---|-----|-----|-----|
| FUNCTION | | | |
| Control, monitor metering roll | X | X | X |
| Control, monitor electric fan | X | X | X |
| Electronic feed rate control | X | X | X |
| Emptying of hopper | X | X | X |
| Feed rate calibration (weight) | X | X | X |
| Ground speed calibration | X | X | X |
| Headland ON/OFF function | X | X | X |
| Calibrates feed rate to ground speed | X | X | X |
| Monitors implement (sensor required) | X | X | X |
| Electric fan speed regulation | X | X | X |
| Displays amps and voltage | X | X | X |
| Daily, total hours counter | X | X | X |
| Daily, total acres counter | X | X | X |
| Language options | X | X | X |
| Controls 2 metering rolls | | X | |
| Color touch screen | | | X |
| Aluminum housing | | | X |
| Saves calibration tests | | | X |
| Automatic pre-metering | | | X |
| Hydraulic fan speed (sensor required) | | | X |
| USB drive software updates | | | X |
| ITEMS INCLUDED | | | |
| 58" 30A 3-pin power cable to controller | X | X | X |
| Controller support bracket | X | X | |
| Operating manual | X | X | X |
| RAM C bracket options | | | X |

PS 120 M1 / PS 200 M1 / PS 300 M1 / PS 500 M2

SEEDERS FOR SMALL TO MID-SIZED TASKS

The PS 120, PS 200, PS 300 and the PS 500 are ideal for small to mid-sized operations with hoppers of 3.4, 5.7, 8.5 and 14.1 bushels, respectively.

Our seeders serve diverse uses, from seeding cover crops to applying granular micro-nutrients with most any combination of implements. They have a small footprint, making them easy to mount on tillers, cultivators, harrows, discs, self-propelled sprayers, combines, slurry tankers and more, on widths up to 40 ft with available accessories and selection of a hydraulic fan.

With available adapter kits, it's simple to set up several implements for seeding use and only move the seeder from one implement to the next. Plus, APV's numerous metering roll options help you manage large seeds, small seeds and seed blends of like sizes. Our exclusive hopper design minimizes sifting of seeds within similar sized seed blends.



PS 120, PS 200, PS 300 & PS 500 FEATURES

- Durable polyethylene hopper with discharge port
- Small footprint requires minimal space for easy mounting
- Seeding widths to 20 ft and up to 40 ft with a hydraulic fan and additional accessories
- Automatic calibration of application rate at desired speed and width
- Metering roll options for precise application of various seeds
- Automatically shutoff seed metering system with combined use of controller and available sensors
- The optional fill level sensor signals when the hopper is low on seed

D FERTILIZER EDITIONS

PS 300 M1 D, PS 500 M2 D & PS 800 M1 D

Our D Fertilizer Edition seeders can spread corrosive fertilizers, pesticides and other microgranules, and offer the same benefits as our standard seeders (see left for and next page for features, based upon size).

Each D Fertilizer Edition is hermetically sealed and cathodic dip coated (CDC; except the hydraulic fan) for corrosion resistance. Fertilizer applications are completed at a lower rate than seeding.

PS 800 M1 / PS 1200 M1 / PS 1600 M1 / MT2 M1

LARGE VOLUME FOR BIG CHALLENGES

With 22.7, 34.0 and 45.4 bushels of capacity, respectively, the PS 800, 1200 and 1600 offer our largest hopper volumes. Integrated components meet the needs of demanding operations. These implements are equipped with 16 outlets, a powerful hydraulic fan, a steel hopper and more. Additional outlets are obtainable with use of "Y" splitter kits which allow for greater widths.

Units can be combined with our MT2 3-pt Carrier for application convenience. The MT2 eliminates the need to mount the seeder on your implement and allows you to tow your implement with the carrier, providing improved traction and weight distribution. The PS 1200 and PS 1600 can be ordered pre-installed on the carrier and the PS 800 can be installed after purchase. The MT2 3-pt Carrier with our Implement Adapter Kit makes for easy connections and interchangeability between multiple implements.

The PS 800 M1 D Fertilizer Edition is also available for fertilizer and similar corrosive materials in larger quantities (see previous page).

Note: The appearance of all products is subject to change.






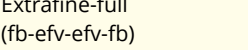
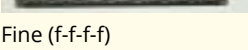




PS 800, PS 1200 & PS 1600 FEATURES

The great features of our smaller PS Series seeders, plus:

- Steel hopper with fill level sensor and discharge port
- Large hopper openings with reversible doors to fill with bulk bags (PS 1200 and PS 1600 have 2 doors)
- Seeding widths of 40 ft; up to and exceeding 60 ft with additional accessories
- Larger hoppers for longer in-field time
- Use of MT2 M1 eliminates extra weight on the implement and provides improved traction and weight distribution.

METERING ROLL OPTIONS & ACCESSORIES

| METERING ROLL ID | Blue Phacelia | Mustard | Grass | Clover | Poppy | Canola | Buckwheat | Radish | Seed Blends | Cereals | Alfalfa | Vetch | Peas | Beans | D Fertilizer |
|--|---------------|---------|-------|--------|-------|--------|-----------|--------|-------------|---------|---------|-------|------|-------|--------------|
|  Fine-blind (fb-f-fb-fb) ^{1,3} | X | X | | X | | X | | | | | X | | | | X |
|  Coarse (G-G-G) ¹ | | | X | | | | X | X | | X | | | | | |
|  Fine-full (fb-fv-fv-fb) | X | X | | X | | X | | | | | X | | | | X |
|  Extrafine (fb-fb-eb-eb-fb) | | | | | X | | | | | | | | | | |
|  Extrafine-full (fb-efv-efv-fb) | | | | | X | X | | | | | | | | | X |
|  Fine (f-f-f-f) | X | X | X | | | | | | | | | | | | X |
|  Coarse-blind (GB-G-GB) | X | X | | | | | X | X | | | | | | | |
| FLEX Rolls for Seeding Mixtures | | | | | | | | | | | | | | | |
|  Flex-20 (fb-Flex20-fb) ^{2,3} | X | X | X | | | | X | X | X | X | X | X | X | X | X |
|  Flex-40 ⁴ | | | X | | | | X | X | X | X | X | X | X | X | X |

¹ Included with Standard Seeders

² For 8-outlet PS

Note: images depict roll type only.

³ Included with D Fertilizer Seeders

⁴ For 8-outlet PS

| ITEMS INCLUDED | 120 | 200 | 300 | 300 D | 500 | 500 D | 800-1600 | 800 D |
|---|-----|-----|-----|-------|-----|-------|----------|-------|
| Discharge tubing | X | X | X | X | X | X | X | X |
| 8 discharge outlets | X | X | X | X | X | X | | |
| 16 discharge outlets | | | | | | | X | X |
| Fine, coarse seed metering rolls | X | X | X | | X | | X | |
| Fine seed, flex metering rolls | | | | X | | X | | X |
| Agitator | | | | | X | X | X | X |
| 19 ft cable to controller | X | X | X | X | X | X | X | X |
| Calibration slide, bag/tray, scale | X | X | X | X | X | X | X | X |
| Hyd. fan pressure monitoring | | | X | X | X | X | X | X |
| Fill level sensor | | | | | X | X | X | X |
| Dispersion plates | X | X | X | X | X | X | X | X |
| Dispersion plate mounting bars | X | X | X | X | X | X | X | X |
| Corrosion resistant paint | | | | X | | X | | X |
| Additional seals and brushes | | | | X | | X | | X |
| OPTIONAL ACCESSORIES | | | | | | | | |
| Calibration button | X | X | X | X | X | X | X | X |
| Fill level sensor conversion kit | X | X | X | X | | | | |
| Hydraulic fan speed sensor ⁵ | X | X | X | X | X | X | X | X |
| Extension cable PS MX 2 (6.5 ft) | X | X | X | X | X | X | X | X |
| Extension cable PS MX 5 (16 ft) | X | X | X | X | X | X | X | X |
| "Y" splitter kit for added outlets | X | X | X | X | X | X | X | X |
| 3-pt mounting kit - upper link | X | X | X | X | X | X | | |
| Ground speed sensors | X | X | X | X | X | X | X | X |

⁵ 6.2 Controller only; **Note:** Product appearance subject to change.



Implement Accessory Kit
Tubing and brackets for a second implement.



Hyd. Fan Speed Sensor
Allows 6.2 Controller to monitor fan speed.



Calibration Button
Allows for direct calibration at seeder.



Fill Level Sensor
Signals when hopper is low on seed.



"Y" Splitter
Provides for additional outlets/wider implement widths.



Modular Access Steps
Steps and platform can be retrofitted to most any implement.

AIR SEEDER SELECTION & TECHNICAL DATA

SELECTION CONSIDERATIONS

- **What do you want to spread?** APV's PS Series Air Seeders are ideal for a variety of applications. For wider working widths or larger/heavier seeds, consider a PS seeder with a hydraulic fan or, for granular fertilizers, select a "D" Fertilizer Edition.
- **A hydraulic fan requires** one (1) single acting valve and one (1) zero-pressure return. The maximum required pressure is 2,600 psi and maximum required oil volume is 10 gpm.

FAN TYPE

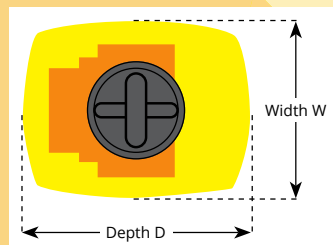
Calculate the spread rate per minute. Use this rate to determine whether you need an electric or hydraulic fan for your PS seeder.

Attention! For heavy seeds (beans, peas, wheat, granular-micro nutrients) a hydraulic fan should **ALWAYS** be selected!

$$\frac{\text{Seed quantity (lbs / acre)} \times \text{speed (mph)} \times \text{working width (ft)}}{495} = \text{lbs/min}$$

OPTIMUM POSITIONING OF THE PS UNIT

- Short sloping tubing.
- Mounting position and mounting height of the dispersion plates (7"-15" above the ground; spacing of dispersion plate centers: electric fan max. = 30"; hydraulic fan max. = 34").
- Safe filling, calibration, and metering roll replacement.
- Adequate space for the seed hopper on folding implements.
- Is the wiring harness long enough (harness length is 19.7 ft)?
- Are the 19.7 ft hydraulic hoses long enough?



TUBING LENGTH

Good seeding results are dependent on the tubing length and efficient routing of the tubes. Recommended tube routes are dependent upon fan type. Contact your dealer for details.

| PS SERIES TECHNICAL DATA | 120 | 200 | 300/300 D | 500/500 D | 800/800 D | 1200 | 1600 |
|---|------|------|-----------|-----------|-----------|-------|-------|
| HOPPER CAPACITY (bushels) | 3.4 | 5.7 | 8.5 | 14.1 | 22.7 | 34.0 | 45.4 |
| WEIGHT (lbs) | | | | | | | |
| with electric motor | 99 | 132 | 154 | 205 | N/A | N/A | N/A |
| with hydraulic motor | N/A | 183 | 205 | 256 | 551 | 1,037 | 1,102 |
| DIMENSIONS (in)^{1,2} | | | | | | | |
| Height | 35.5 | 39.4 | 43.3 | 49.2 | 49.2 | 65.0 | 70.9 |
| Width | 23.6 | 27.6 | 31.5 | 31.5 | 39.4 | 43.3 | 43.3 |
| Depth | 31.5 | 35.5 | 39.4 | 49.2 | 67.0 | 88.6 | 88.6 |
| BASE MAX WORKING WIDTH (ft)³ | | | | | | | |
| Wider working widths available with additional accessories. | | | | | | | |
| with electric fan, 8 outlet | 20 | 20 | 20 | 20 | N/A | N/A | N/A |
| with hydraulic fan, 8 outlet | N/A | 23 | 23 | 23 | N/A | N/A | N/A |
| with hydraulic fan, 16 outlet | N/A | N/A | N/A | N/A | 40 | 40 | 40 |
| BASE MAX TUBING LENGTH (ft)³ | | | | | | | |
| Wider working widths available with additional accessories. | | | | | | | |
| with electric fan | 13.1 | 13.1 | 13.1 | 13.1 | N/A | N/A | N/A |
| with hydraulic fan | N/A | 26.2 | 26.2 | 26.2 | 32.8 | 32.8 | 32.8 |
| MAX SEEDING RATE (lbs/min)³ | | | | | | | |
| with electric fan | 7.5 | 7.5 | 7.5 | 7.5 | N/A | N/A | N/A |
| with hydraulic fan | N/A | 31 | 31 | 31 | 67 | 67 | 67 |
| MATERIAL | | | | | | | |
| Poly seed hopper | X | X | X | X | | | |
| Steel seed hopper | | | | | X | X | X |

1 Dimensions are for the largest configurations (e.g., with hydraulic fan) where applicable

2 Does not include MT2

3 For all seeders, verify that the unit will manage the required seeding rate; please see your APV Sales Consultant for questions on working width, tubing length, and more